

I.C.S. «G. Bartolena» – Livorno  
Scuola dell'Infanzia «La Rosetta»  
Aula Verde – 5 anni  
a.s. 2022/2023

# "CRAZY ENGLISH!"



CON CRAZY MONKEY ALLA SCOPERTA DELLA LINGUA INGLESE

# Premessa

- Il presente progetto è nato dalla consapevolezza dell'importanza dell'insegnamento di una lingua straniera già a partire dalla scuola dell'Infanzia in linea con quanto auspicato dall'Unione europea ed in coerenza con quanto esplicitato nel POF del nostro Istituto.
- Nelle proposte operative è stata privilegiata la scoperta della sonorità della lingua nella prospettiva comunicativa; sono stati forniti strumenti per comprendere, comunicare e relazionarsi con gli altri secondo la metodologia CLIL, giusta risposta alla proposta di un apprendimento "naturale" della L2 nella scuola dell'infanzia.
- Personaggio mediatore è stato "*Crazy Monkey*", una simpatica scimmietta che ha guidato i bambini alla scoperta della nuova Lingua attraverso molteplici attività: dall'ascolto in inglese di libri di facile comprensione, a giochi con istruzioni verbali (secondo il metodo del *Total Physical Response*), a canzoni, ad attività di drammatizzazione e a compiti più creativi.
- Il progetto è stato svolto ogni giovedì in «piccolo gruppo»; questa scelta ha consentito a tutti i bambini di partecipare attivamente alle attività ed agli scambi comunicativi.
- Il seguente e-book vuol essere una documentazione fotografica delle attività svolte durante l'intero percorso.



*Crazy Monkey*



# Unit 1 – Presentations and greetings

## CONTENUTI

- Formule di saluto (Hello! Good bye!)
- Presentazioni (My name is... What's your name? I'm a boy/ I'm a girl)

## OBIETTIVI

- Conoscere semplici forme di saluto
- Saper chiedere il nome e presentarsi
- Identificarsi come maschio o come femmina



HELLO!  
MY NAME IS CRAZY MONKEY!

I LIVE IN ENGLAND,  
IN THE UK!





THIS IS MY FLAG!






# Learning with Fun!




BYE! BYE!



WHAT'S YOUR NAME?



MY NAME IS...





# ARE YOU A BOY OR A GIRL?



I'M A GIRL



I'M A BOY



# Unit 2 - This is me

## CONTENUTI

- Body, head, arm, hand, leg, face, eye, ear, nose, mouth, hair, etc.
- Touch, close, point, shake, wave, kick, bend, etc.

## OBIETTIVI

- Saper identificare e nominare le parti del viso e del corpo
- Comprendere ed eseguire comandi semplici



TOUCH....





Face!



RUN TO GRAB....





A DRAWING GAME!

Let's draw a face  
all together  
swapping places each time

# "Go Away, Big Green Monster!" by Ed Emberley



Big green monster has 2 big yellow eyes, a long nose, a big red mouth with white teeth, 2 little ears, purple hair and a big scary green face!

BUT... YOU DON'T  
SCARE ME!!!



# "Head, Shoulders, Knees & Toes"



HEAD



SHOULDERS



KNEES



TOES



LET'S SING A SONG!



EYES



EARS



MOUTH



NOSE

Body!

# Unit 3 - Animals

## CONTENUTI

- Gli animali della giungla
- Gli animali domestici

## OBIETTIVI

- Identificare e nominare gli animali
- Conoscere e utilizzare i termini relative alle dimensioni

# "From Head to Toe" by Eric Carle

CAN YOU DO IT?  
I CAN DO IT!



I AM A PENGUIN  
AND I TURN MY HEAD



I AM A GIRAFFE  
AND I BEND MY NECK



I AM A BUFFALO  
AND I RAISE MY SHOULDERS



I AM A MONKEY  
AND I WAVE MY ARMS



I AM A SEAL  
AND I CLAP MY ARMS



I AM A GORILLA  
AND I THUMP MY CHEST



I AM A CAT  
AND I ARCH MY BACK



I AM A CROCODILE  
AND I WRIGGLE MY HIPS



I AM A CAMEL  
AND I BEND MY KNEES



I AM A DONKEY  
AND I KICK MY LEGS



I AM AN ELEPHANT  
AND I STOMP MY FOOT




# "Dear Zoo" by Rod Campbell

I wrote to the zoo to send me a pet.

They sent me many animals...but they were...

So they thought very hard and they sent me a... PUPPY!



AN ELEPHANT



TOO BIG!

A GIRAFFE



TOO TALL!

A LION



TOO FIERCE!

A CAMEL



TOO GRUMPY!

A SNAKE



TOO SCARY!

A FROG



TOO JUMPY!

A PUPPY




PERFECT!  
I KEPT HIM!





A CAT

# "I've a Pet!" DO YOU HAVE A PET?



Yes, I have a pet, he is

A DOG

And he says, "Woof, woof, woof, woof, woof... Woof, woof"



A MOUSE



A BIRD



A FISH



A LION!!





# Unit 4 - The Family

## CONTENUTI

- La famiglia (mummy, daddy, sister, brother...)

## OBIETTIVI

- Riconoscere e nominare i membri di una famiglia

# "The Frog Family"



DADDY FROG



MUMMY FROG



SISTER FROG



BROTHER FROG



BABY FROG

# Unit 5 - Colours

## CONTENUTI

- Colori primari
- Colori secondari

"What colour is it?"

## OBIETTIVI


- Conoscere e nominare i colori
- Saper chiedere e rispondere sui colori (What colour is it? It's...)



RED RED RED...the flower is red!



YELLOW YELLOW...the sun is yellow!




BLUE BLUE BLUE...the sky is blue!







# My Itsy Bitsy Colours book



# Secondary colours with "Mouse Paint" by Ellen Stoll Walsh




Once there were three white mice on a white piece of paper.  
The cat couldn't find them.

While the cat was asleep, they saw three jars of paint:

ONE **RED**  
ONE **YELLOW**  
ONE **BLUE**

And they climbed right in...



They left funny puddles...  
LOOK!! Red feet in a yellow puddle make **ORANGE!**  
Yellow feet in a blue puddle make **GREEN!**  
Blue feet in a red puddle make **PURPLE!!**



# 1



one

## CONTENUTI

- I numeri da 1 a 10 (How many?)

## OBIETTIVI

- Riconoscere i simboli numerici
- Conoscere la sequenza dei numeri fino a 10



# 2

two

# "Five little monkeys jumping on the bed!"



mama

*Five little monkeys  
jumping on the bed.  
One fell off  
and bumped his head.*



doctor

*Mama called the doctor and the doctor said,  
"No more monkeys jumping on the bed!"*



# 3

three



jumping



# 4

four



# 5

five

# "Give me Five!"

We count walking: 1... 2... 3...4...

... at 5 We hit our hand against our friend's hand to show we are pleased!!






HOW MANY?

WHAT COLOUR IS IT?



"Let's count!"






# Unit 7 - Food


## CONTENUTI

- Gli alimenti (apple orange, cheese, chips, pop corn, biscuits...)
- Yummy -Yu / Yuck



## OBIETTIVI

- Conoscere e nominare alcuni cibi
- Esprimere preferenze alimentari



YUMMY -YU!



YUCK!



# Unit 8 - Festivities

# HALLOWEEN

## CONTENUTI

- Lessico relativo alle varie festività

## OBIETTIVI

- Apprendere e utilizzare la terminologia specifica delle varie festività



A WITCH



A MONSTER!



A BAT



A GHOST



# Orange pumpkin, orange pumpkin What Do you see?



A VAMPIRE



A MOON



A GHOST








# CHRISTMAS



## Santa, Santa What Do you see?



# Run to grab ...



An Elf!

A Candy Cane!



Santa Claus!

A Sleigh!



Rudolph!

A Present!



A Christmas tree!

Children!






# EASTER

With "Happy Easter, Mouse!"

by

Laura Numeroff, Felicia Bond

And with "Two Easter Bunnies!"



There are two Easter bunnies sitting on a wall, one is Peter, one is Paul!

"Hop away Peter!"

"Hop away Paul!"


"Come back, Peter!"

"Come back, Paul!"





# Crazy Monkey Fan Art





THE END